

# Colori Terzo Fuoco Apiombici

## Lead-free Third Firing Colours (China Painting)

### HTF



**White**  
HTF 2-709 30 ml  
HTF 1-709 59 ml  
HTF 3-709 473 ml



**Lemon**  
HTF 2-705 30 ml  
HTF 1-705 59 ml  
HTF 3-705 473 ml




**Yellow**  
HTF 2-717 30 ml  
HTF 1-717 59 ml  
HTF 3-717 473 ml



**Apricot**  
HTF 2-704 30 ml  
HTF 1-704 59 ml  
HTF 3-704 473 ml



**Red**  
HTF 2-718 30 ml  
HTF 1-718 59 ml  
HTF 3-718 473 ml



**Pink**  
HTF 2-712 30 ml  
HTF 1-712 59 ml  
HTF 3-712 473 ml



**Violet**  
HTF 2-711 30 ml  
HTF 1-711 59 ml  
HTF 3-711 473 ml



**Turquoise**  
HTF 2-713 30 ml  
HTF 1-713 59 ml  
HTF 3-713 473 ml




**Royal Blue**  
HTF 2-701 30 ml  
HTF 1-701 59 ml  
HTF 3-701 473 ml



**Teal Blue**  
HTF 2-702 30 ml  
HTF 1-702 59 ml  
HTF 3-702 473 ml




**Pretty Mint**  
HTF 2-715 30 ml  
HTF 1-715 59 ml  
HTF 3-715 473 ml



**Forest Green**  
HTF 2-703 30 ml  
HTF 1-703 59 ml  
HTF 3-703 473 ml



**Brown**  
HTF 2-706 30 ml  
HTF 1-706 59 ml  
HTF 3-706 473 ml



**Black**  
HTF 2-710 30 ml  
HTF 1-710 59 ml  
HTF 3-710 473 ml

**Medium**  
HTF 2-700 30 ml  
HTF 1-700 59 ml  
HTF 3-700 473 ml

<b>Formato - Size</b>	30 ml. (1 oz. squeezer)	59 ml. (2 oz.)	473 ml. (16 oz.)
<b>Confezioni - Packaging</b>	10	1	1

I Colori da Terzo Fuoco apiombici sono preparati per essere applicati solo su superfici smaltate quali ceramica o porcellana. Questi prodotti si essiccano rapidamente, sono solubili in acqua e aderiscono bene al supporto.

#### PREPARAZIONE-APPLICAZIONE-COTTURA

Il prodotto si presenta in pasta, per diluirlo usare il Medium HC-0700.

Preparare la soluzione con una spatola o un pennello su una superficie piana o in un piatto.

Applicazione a pennello.

Temperatura di cottura per applicazione su:

- Ceramica 690°-750°C (cono Orton SSB 018)
- Porcellana 750°-815°C (cono Orton SSB 017-015)

*Lead Free Third-firing colours are suitable to decorate glazed items such as earthenware or porcelain. These products are quick drying, water soluble, and they well adhere on the glazed surface.*

#### PREPARATION-APPLICATION-FIRING

*The product has a creamy consistency; use HC-0700 Medium if dilution is needed.*

*Prepare the solution with a knife palette or brush on a flat surface or on a plate.*

*Application by brush.*

*Firing temperature for application:*

- *Earthenware 690°-750°C (Orton cone SSB 018)*
- *Porcelain 750° - 815°C (Orton cone SSB 017-015)*